

INSTRUCTIONS

GETTING STARTED

1. Unscrew ring and remove top.
2. Use switch to select F or C.
3. Remove plastic tab from battery box.
4. Replace top. NOTE: Top fits only one way. Do not force fit it.*
5. Replace ring. Turn ring until tight and the arrows are aligned.

NOTE: To change Fahrenheit (F°) or Celsius (C°), you must remove the batteries first, change the setting, then reinstall the batteries.

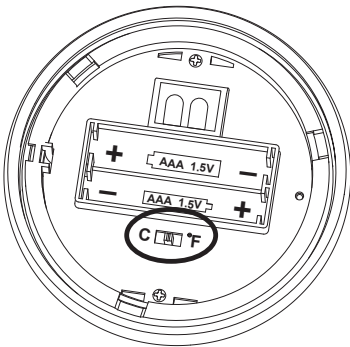
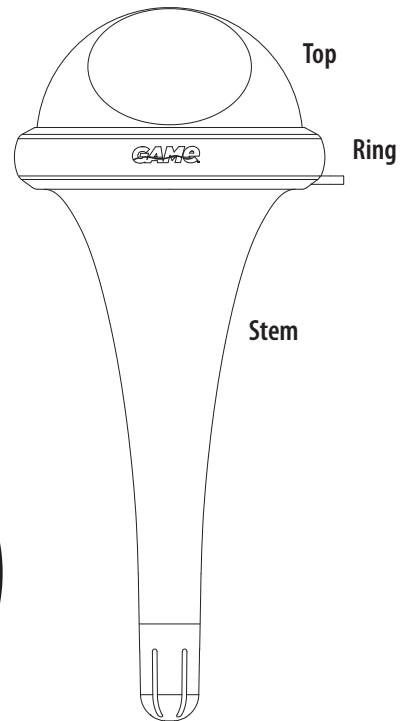


FIGURE 1

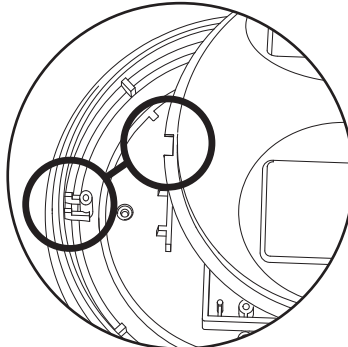


FIGURE 2

NOTE:

- Temperature will blink when batteries need to be replaced.
- Display will show "LO" when the top is not connected to the stem. Once connected, the temperature will appear after a few seconds.

CLEANING & MAINTENANCE

- After use in water, remove the unit from the water and dry it off before storing.
- For extended storage (more than four (4) weeks), remove the batteries.
- Do not place heavy objects on the product as this may cause damage.

IMPORTANT: Do not submerge the unit under water as this could damage the electronic components. Remove from pool when not in use or while cleaning the pool so unit is not damaged by skimmers or other devices.

KEEP OUT OF REACH OF CHILDREN. THIS IS NOT INTENDED AS A TOY.

NOTE

- Do not mix old and new batteries.
- Do not dispose batteries into fire. Batteries may explode or leak.
- Do not mix alkaline standard (carbon-zinc), or rechargeable (nickel-cadium) batteries.
- Replace batteries ensuring the correct battery type, and as a simultaneous act.
- Remove batteries if product is to be left unused for a long time.
- Clean the battery contacts and also those of the devices prior to battery installation.
- The supply terminal is not to be short circuited (+) (-).
- Non-rechargeable batteries are not to be recharged.
- Batteries are to be inserted with the correct polarity.
- Remove exhausted batteries promptly and dispose of properly.

IMPORTANT: Contains alkaline batteries. If product becomes damaged or cracked DO NOT place it into water.

* If the top and stem are not assembled correctly, the product may leak and become damaged.

TROUBLESHOOTING

If the product is only reading “LO”, please perform the following:

- Remove the ring and top.
- Remove (1) battery.
- Inspect the contact springs (see Figure 3).
- If the springs are clean, inspect and gently clean (2) flat contacts with an eraser (see Figure 4).
- If the springs are dirty or corroded, contact GAME.
- Reinstall battery and reassemble thermometer.
- Allow 30 - 45 seconds for temperature readings to appear.

If you continue to have issues, please contact Customer Service at 1.888.339.2546 ext. 135 or by emailing us at sls@game-group.com.

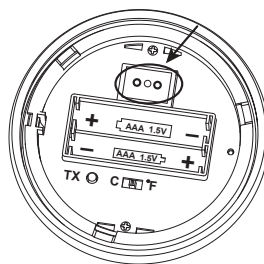


FIGURE 3

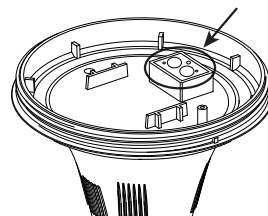


FIGURE 4

CAUTION: Changes or modification not expressly approved by the party responsible for compliance could void the user's authority to operate the equipment.

NOTE: This equipment has been tested and found to comply with the limits for a Class B digital device, pursuant to Part 15 of the FCC Rules. These limits are designed to provide reasonable protection against harmful interference in a residential installation. This equipment generates uses and can radiate radio frequency energy and, if not installed and used in accordance with the instructions, may cause harmful interference to radio communications. However, there is no guarantee that interference will not occur in a particular installation. If this equipment does cause harmful interference to radio or television reception, which can be determined by turning the equipment off and on, the user is encouraged to try to correct the interference by one or more of the following measures:

- Reorient or relocate the receiving antenna
- Increase the separation between the equipment and receiver
- Connect the equipment into an outlet on a circuit different from that to which the receiver is connected.
- Consult the dealer or an experienced radio/TV technician for help.

This device complies with Part 15 of the FCC Rules. Operation is subject to the following two conditions: (1) This device may not cause harmful interference, and (2) This device must accept any interference received, including interference that may cause undesired operation.

NOTE: THE MANUFACTURER IS NOT RESPONSIBLE FOR ANY RADIO OR TV INTERFERENCE CAUSED BY UNAUTHORIZED MODIFICATIONS TO THIS EQUIPMENT. SUCH MODIFICATIONS COULD VOID THE USER AUTHORITY TO OPERATE THE EQUIPMENT.

This Class B digital apparatus complies with Canadian ICES-003.

LIMITED WARRANTY STATEMENT

General Terms This Limited Warranty applies to the product enclosed (“the Product”) distributed by Great American Merchandise & Events, LLC (GAME), a Delaware Limited Liability Company, sold with this Limited Warranty Statement. This Limited Warranty is applicable in all countries. • GAME warrants that the Product you have purchased from GAME is free from defects in materials or workmanship under normal use during the warranty period. The warranty period starts on the date of purchase and continues for ninety (90) days. Your dated sales or delivery receipt, showing the date of purchase of the Product, is your proof of the purchase date. • During the warranty period, GAME will repair or replace any defective parts with new parts, or, at GAME's discretion, used parts that meet or exceed performance specifications for new parts. All parts removed under this warranty become the property of GAME. The replacement part takes on the warranty status of the removed part or product. • This Limited Warranty does not apply to expendable parts. This Limited Warranty does not extend to any product from which the serial number has been removed or that has been damaged or rendered defective (a) as a result of accident, misuse, abuse or other external causes; (b) by operation outside the usage parameters stated in the Instruction Sheet that shipped with the Product; (c) by the use of parts not manufactured or sold by GAME; or (d) by modification or service by anyone other than GAME.

Limitation of Liability GAME is not liable for any damages caused by the Product or the failure of the Product to perform, including any direct or indirect damages for personal injury, lost profits, lost savings, incidental damages, consequential damages, or any other pecuniary loss arising out of the use or inability to use the Product. GAME is not liable for any claim made by a third party or made by you for a third party. • This limitation applies whether damages are sought, or a claim made, under this Limited Warranty or as a tort claim (including negligence and strict product liability), a contract claim, or any other claim. This limitation cannot be waived or amended by any person. This limitation of liability will be effective even if you have advised GAME or an authorized representative of GAME of the possibility of any such damages.

EXCEPT AS EXPRESSLY SET FORTH IN THIS LIMITED WARRANTY, GAME MAKES NO OTHER WARRANTIES, EXPRESS OR IMPLIED, INCLUDING ANY IMPLIED WARRANTIES OF MERCHANTABILITY AND FITNESS FOR A PARTICULAR PURPOSE. GAME EXPRESSLY DISCLAIMS ALL WARRANTIES NOT STATED IN THIS LIMITED WARRANTY. ANY IMPLIED WARRANTIES THAT MAY BE IMPOSED BY LAW ARE LIMITED TO THE TERMS OF THIS WORLDWIDE LIMITED WARRANTY STATEMENT.

To obtain warranty service, please call, write, or email us directly at the address shown below.

This warranty gives you specific legal rights, and you may also have other rights which vary from state to state.

WARNING: GAME®, LLC. has in the past, and will in the future, take any and all legal steps necessary in order to protect our proprietary trademarks, patents, trade dress, and copyrights. This applies to, but is not limited to, products, product design, graphics, packaging and literature. We will prosecute to the fullest extent of the law any persons or entities who infringe upon these rights.

GAME®

GAME®, LLC.
16444 N. 91st Street
Scottsdale, AZ 85260-1567 USA

tel: 888.382.5988
fax: 602.957.7665

email: products@game-group.com
www.game-group.com

Designed in the USA Made in China
Patent Pending