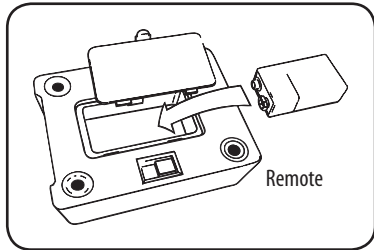


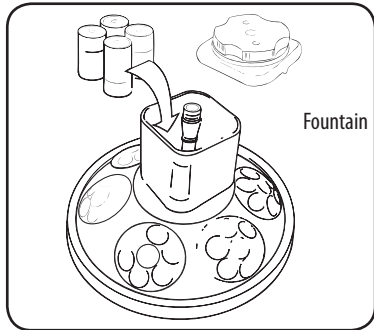
QUICK START GUIDE

Dancing Waters Light & Fountain Show™

BATTERY INSTALLATION

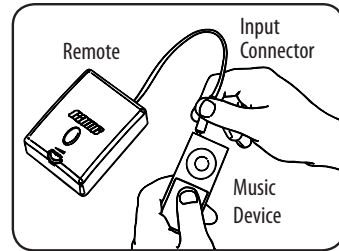


(1) 9V

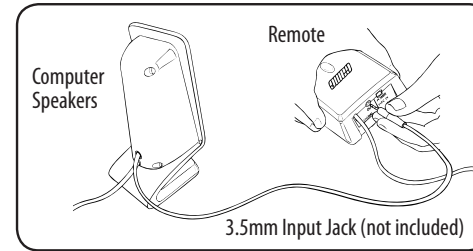


(4) D Batteries

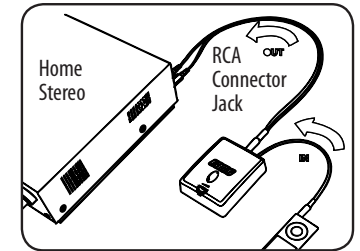
GETTING STARTED



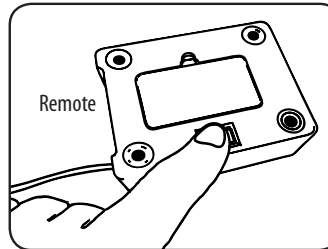
1 Plug remote input connector into a music device such as an MP3 player.




2 For use with computer speakers, plug a 3.5mm input jack (not included) into "signal out" connector on back of remote.



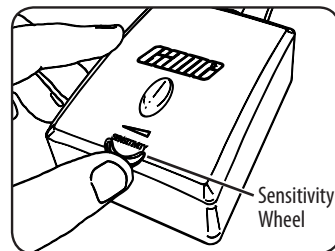
2A For use with a home stereo, plug an RCA connector jack (not included) into "signal out" connector on back of remote.




3 Turn on remote by using switch on bottom. Oval button on top of unit will illuminate in red.




4 Turn on music device. Adjust volume to maximum setting. Only adjust volume on computer speakers or home stereo to preferred level.



5 Adjust sensitivity of lights and music using dial on front of remote.



6 When music device is playing, signal will automatically be sent to fountain.



7 User may activate 'random mode' by pressing oval button on top of remote. This will allow fountain to remain in use without music.

INSTRUCTIONS

Remove from pool when not in use or while cleaning so unit is not damaged by skimmers or other devices.

This product should be operated in at least 12 inches of water to get the maximum water height.

It is recommended to clean out the filter screen at bottom of unit periodically to ensure proper water flow.

NOTE: Music device, speakers and additional 3.5mm input jack are not included.

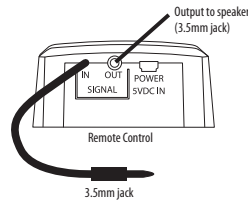
NOTE:

- Do not mix old and new batteries.
- Do not dispose battery into fire. Batteries may explode or leak.
- Do not mix alkaline, standard or rechargeable batteries.
- Non-rechargeable batteries are not to be recharged.
- The supply terminal is not to be short circuited.
- Remove exhausted batteries promptly and dispose of properly.
- Batteries are to be inserted with the correct polarity.

NOTE: The remote control is a pass through device. The music passes through the remote, unchanged. The fountain will 'dance' without having speakers plugged into the remote control. To hear the sound, you'll need something plugged into the output of the remote control.

IMPORTANT: Remote should only be connected to a computer speaker or home stereo speakers. Amplified speaker power levels will destroy the remote and void the warranty.

1. Plug remote input connector into a music device such as an MP3 player.
2. For use with computer speakers, plug a 3.5mm input jack (not included) into "signal" out connector on back of remote.
- 2A. For use with a home stereo, plug an RCA connector jack (not included) into "signal out" connector on back of remote.
3. Turn on wireless remote by using switch on bottom. Oval button on top of unit will illuminate in red.
4. Turn on music device. Adjust volume to maximum setting. Adjust volume to preferred level on speakers or home stereo.
 - The music device volume control affects the light show - this is 'dancing mode'.
 - The volume of the speakers or home stereo does NOT affect the light show.**NOTE:** Remote reacts to a sound signal of any type. A hiss or other noise will be interpreted as signal. Most MP3 type players do not have this problem, older stereo systems or computer-based systems may.
5. Adjust sensitivity of light and music using dial on front of remote.
 - The sensitivity wheel on the remote adjusts the frequencies at which the LEDs in the light show are activated.**NOTE:** The Remote analyzes the music and divides it into four frequencies: Bass, Mid-Bass, Midrange and High End. When volume of these levels reaches a certain point, it causes a set of LEDs to switch on.
6. When music source is playing, signal will automatically be sent to fountain.
7. User may activate 'random mode' by pressing oval button on top of remote. This will allow fountain to remain in use without music.
 - The Fountain turns off after 1 hour of use in 'random mode' or 10 seconds after music ends in 'dancing mode'.



WARNING: SEIZURES - PEOPLE WITH PHOTOSENSITIVE EPILEPSY CAN HAVE SEIZURES TRIGGERED BY FLICKERING OR FLASHING LIGHTS SUCH AS STROBE OR DISCO LIGHTS.

KEEP OUT OF REACH OF CHILDREN. THIS IS NOT INTENDED AS A TOY.

CAUTION: Changes or modification not expressly approved by the party responsible for compliance could void the user's authority to operate the equipment.

NOTE: This equipment has been tested and found to comply with the limits for a Class B digital device, pursuant to Part 15 of the FCC Rules. These limits are designed to provide reasonable protection against harmful interference in a residential installation. This equipment generates uses and can radiate radio frequency energy and, if not installed and used in accordance with the instructions, may cause harmful interference to radio communications. However, there is no guarantee that interference will not occur in a particular installation. If this equipment does cause harmful interference to radio or television reception, which can be determined by turning the equipment off and on, the user is encouraged to try to correct the interference by one or more of the following measures:

- Reorient or relocate the receiving antenna.
- Increase the separation between the equipment and receiver.
- Connect the equipment into an outlet on a circuit different from that to which the receiver is connected.
- Consult the dealer or an experienced radio/TV technician for help.

This device complies with Part 15 of the FCC Rules. Operation is subject to the following two conditions: (1) This device may not cause harmful interference, and (2) This device must accept any interference received, including interference that may cause undesired operation.

NOTE: THE MANUFACTURER IS NOT RESPONSIBLE FOR ANY RADIO OR TV INTERFERENCE CAUSED BY UNAUTHORIZED MODIFICATIONS TO THIS EQUIPMENT. SUCH MODIFICATIONS COULD VOID THE USER AUTHORITY TO OPERATE THE EQUIPMENT.

This Class B digital apparatus complies with Canadian ICES-003.

LIMITED WARRANTY STATEMENT

General Terms This Limited Warranty applies to the product enclosed ("the Product") distributed by Great American Duck Races, Inc., an Arizona corporation, doing business as Great American Merchandise and Events ("GAME"), sold with this Limited Warranty Statement. This Limited Warranty is applicable in all countries. • GAME warrants that the Product you have purchased from GAME is free from defects in materials or workmanship under normal use during the warranty period. The warranty period starts on the date of purchase and continues for ninety (90) days. Your dated sales or delivery receipt, showing the date of purchase of the Product, is your proof of the purchase date. • During the warranty period, GAME will repair or replace any defective parts with new parts, or, at GAME's discretion, used parts that meet or exceed performance specifications for new parts. All parts removed under this warranty become the property of GAME. The replacement part takes on the warranty status of the removed part or product. • This Limited Warranty does not apply to expendable parts. This Limited Warranty does not extend to any product from which the serial number has been removed or that has been damaged or rendered defective (a) as a result of accident, misuse, abuse or other external causes; (b) by operation outside the usage parameters stated in the Instruction Sheet that shipped with the Product; (c) by the use of parts not manufactured or sold by GAME; or (d) by modification or service by anyone other than GAME.

Limitation of Liability GAME is not liable for any damages caused by the Product or the failure of the Product to perform, including any direct or indirect damages for personal injury, lost profits, lost savings, incidental damages, consequential damages or any other pecuniary loss arising out of the use or inability to use the Product. GAME is not liable for any claim made by a third party or made by you for a third party. • This limitation applies whether damages are sought, or a claim made, under this Limited Warranty or as a tort claim (including negligence and strict product liability), a contract claim, or any other claim. This limitation cannot be waived or amended by any person. This limitation of liability will be effective even if you have advised GAME or an authorized representative of GAME of the possibility of any such damages.

EXCEPT AS EXPRESSLY SET FORTH IN THIS LIMITED WARRANTY, GAME MAKES NO OTHER WARRANTIES, EXPRESS OR IMPLIED, INCLUDING ANY IMPLIED WARRANTIES OF MERCHANTABILITY AND FITNESS FOR A PARTICULAR PURPOSE. GAME EXPRESSLY DISCLAIMS ALL WARRANTIES NOT STATED IN THIS LIMITED WARRANTY. ANY IMPLIED WARRANTIES THAT MAY BE IMPOSED BY LAW ARE LIMITED TO THE TERMS OF THIS WORLDWIDE LIMITED WARRANTY STATEMENT.

WARNING: GAME™ has in the past, and will in the future, take any and all legal steps necessary in order to protect our proprietary trademarks, patents, trade dress and copyrights. This applies to, but is not limited to, products, product design, graphics, packaging and literature. We will prosecute to the fullest extent of the law any persons or entities who infringe upon these rights.



Great American Merchandise & Events™ (GAME™)

16043 N. 82nd Street
Scottsdale, AZ 85260 - 1800 USA

tel: 800.779.RACE (7233)

fax: 602.957.7665

email: products@game-group.com

www.game-group.com

Designed in the USA.

Made in China.

U.S. Patent 7,413,319